

Differentiate Instruction with Britannica

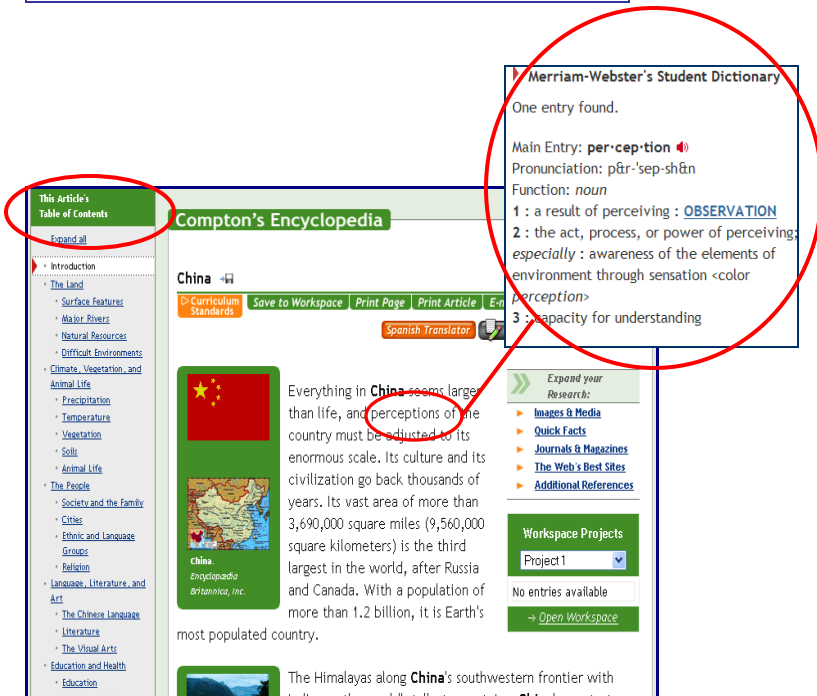
Do you have a range of abilities in your classroom? Let Britannica help you differentiate instruction for your students. Throughout *Britannica Online School Edition*, you will find various features that will help to instruct and support each student within your classroom—from elementary to middle to high school.



Multiple Reading Levels Available on the Homepage

Britannica's homepage features four different reading levels.

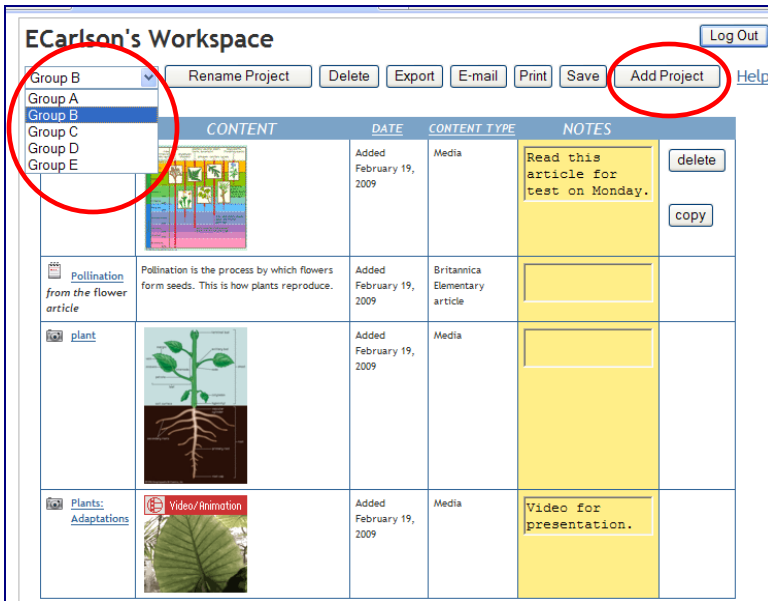
1. *Britannica Learning Zone*, for **PreK through 2nd** grade students
2. The **Elementary School** level, for Kindergarten through 5th grade reading levels
3. The **Middle School** level, for 6th through 8th grade reading levels
4. The **High School** level, appropriate for 9th grade reading levels and above.



Research Guidance, Vocabulary Help, and Spanish-Language Support

Each encyclopedia article contains many ways to help differentiate instruction.

- On the left side of the article, you will find a **Table of Contents** that provides a visual outline to support a student within an article.
- With the **Quick Click dictionary**, a student can double-click any word and the Merriam-Webster Dictionary will pop up, showing the definition and pronunciation of that word.
- Students who need support with Spanish-English translation can click the **Spanish Translator** option, and then mouse over each word to see the direct translation of that word.

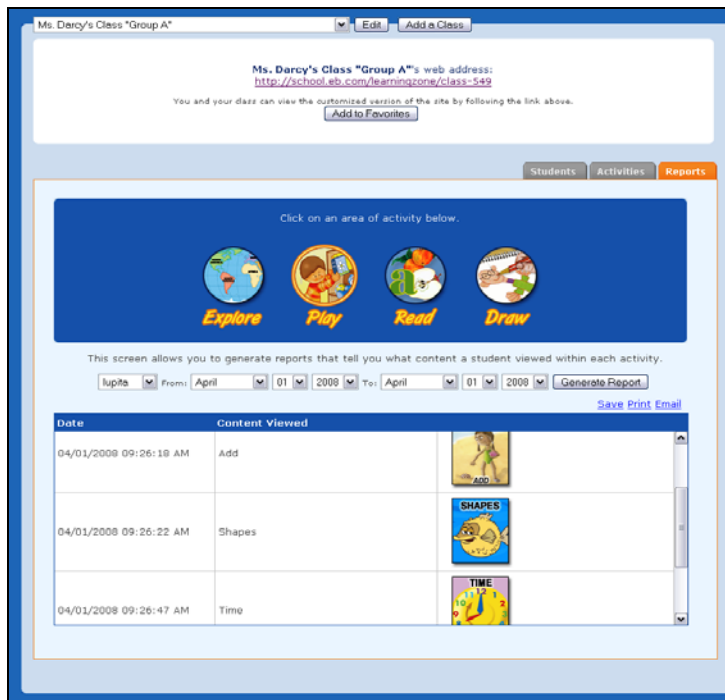


Create Targeted Lessons and Activities with Workspace

Britannica's Workspace feature makes differentiating instruction easy! Articles, videos, learning materials, and other content can be saved into different groups.

Just click **Add Project** to create each new group. For example, you can assign materials from different reading levels for each group and then instruct students to use one group or another.

See the *Using the Workspace* training flyer for more detailed instructions.



Personalized Early Childhood Instruction

Each student learns at a different pace. Knowing this, Britannica has made it easy to personalize the *Learning Zone* for whole class, small group, or individual instruction.

Just click **Teacher Tools** on the *Learning Zone* homepage to create groups (e.g. group A, B, and C) with different activities appropriate for the various levels in your classroom.

See the *Using the Learning Zone for Differentiated Instruction* flyer for more detailed instructions.